

FAQs

What happens when a title expires?

The titles will automatically return themselves, so no action is needed on your part.

What if I don't finish my book?

The app will remember your place in the book, so simply follow the steps to re-check out the title and resume reading.

Can I renew a book?

If no other patrons have placed a hold on the title you may visit your account page in the app to renew the title two days before it expires. You will need to re-download the title as a new check out.

What formats can I use with the OverDrive app?

You can use OverDrive for ePub, Open ePub, and MP3.

Does OverDrive keep track of what I've checked out?

The History section in the upper left menu lists your most recent checked out titles.

Can I borrow a Kindle ebook?

To read a Kindle book you will have to use the Kindle app and download through your Amazon.com account. For more information please ask a librarian about this process.

Can OverDrive connect with my social media accounts?

The Settings section in the menu allows you to link your Facebook, Twitter, or Goodreads accounts with your OverDrive account.

Android phones/tablets



OverDrive®

Borrow ebooks and audiobooks

install OverDrive app

These instructions are for any Android mobile device 4.0 and newer.
Use for nook, nookColor, and Kindle Fire.



In the **Google Play** store, search for the OverDrive app.



Download the app, then register for an OverDrive account if you don't already have one.


You can use your Facebook account to sign up too.

configure

Swipe left to right to open your app menu.

Find the **My Libraries** list at the top of your menu.


Tap **Add a library**.



Search for the **Wayland Public Library** by name or zip code.

If you are a resident in more than one library system, you may add additional libraries here also.


Search for Wayland and select **Wayland Public Library** from list.



Click **Minuteman Library Network** to start finding books.

check out & read

Sign in to your Wayland Public Library account using your library card number and PIN.




To search for a title, browse by category or use **Search**.

Advanced Search lets you narrow your search even further.

A black book or headphone icon means the title is available, and a gray icon means it is unavailable.

Click **Add to Cart** to check out an available book, or **Place a Hold** for an unavailable title.



Proceed to **checkout** when you are ready.

Tap **Download** and the title will be sent to your app.

All downloaded titles are in the **Bookshelf** space in your app. Tap the cover of the title to enjoy your book.



If you need to adjust book settings or return to your **Bookshelf** while reading, tap the middle of the screen to access menus.

You can return a book early by pressing and holding a book cover until a menu opens with the **Return** option.